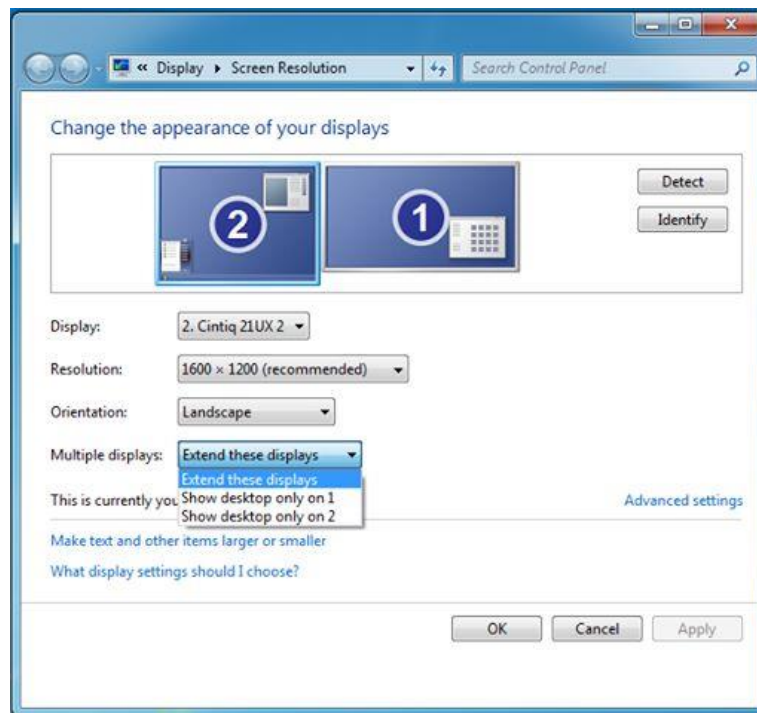


Quick setup



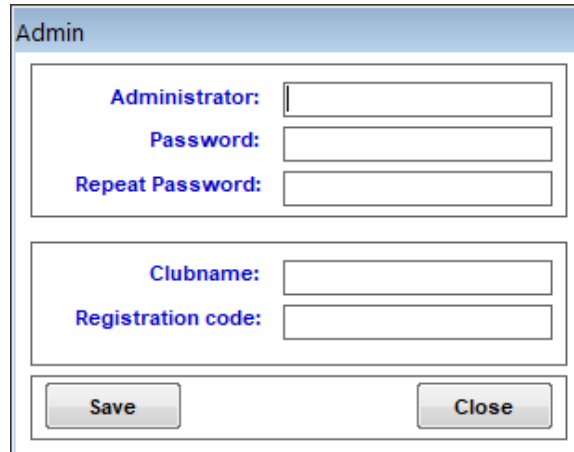
1- Installing

- Change the screen setup for extended screen in windows.
The scoreboard screen has to extended to the right.



- Download the software from software.n-pro.nl
- Download the required schematics from software.n-pro.nl
- Create a folder local or on a network drive for holding the schematics
- Create a folder local or on a network drive to hold the tournament data
- Place the schematics zip-file into the schematics folder and unzip it
- Install the software
- Run the software

Quick setup



The 'Admin' dialog box contains two sections of input fields. The first section has three fields: 'Administrator', 'Password', and 'Repeat Password'. The second section has two fields: 'Clubname' and 'Registration code'. At the bottom, there are two buttons: 'Save' and 'Close'.

- Enter an administrator name (create your own)
 - Enter a password (create your own)
 - Repeat your password
 - Enter your clubname as received in the e-mail (this is case sensitive)
 - Enter the code as received in the e-mail
 - Click save
 - You should receive the message administrator created.
-
- Log in by using the login button, or use the right mouse button to select login



The 'User' dialog box contains two input fields: 'User' and 'Password'. Below the fields are three buttons: 'Login', 'Logout', and 'Close'.

- The login screen will open. Use the new made administrator name and password and the next screen will open.



The 'Users' dialog box features a login section on the left with 'User:' and 'Password:' fields, and 'Login', 'Logout', and 'Close' buttons. Below this are 'Remove' and 'Add' buttons. On the right is a table with two columns: 'User' and 'Password'.

User	Password
karate	test

- Create new users (you can use them if you want to for login in but they have fewer rights)

Quick setup

2- Setup

- Start setup (after login in)

The screenshot shows the 'Setup' dialog box with the following configuration:

- Location data:** Tournament data: D:\Karate\Kata; Match schematics: D:\Karate\Schema
- Language:** Set, English, Edit
- Sound:** End of match: C:\Program Files (x86)\N-Pro Tournament Karate\end of match.w; Warning: C:\Program Files (x86)\N-Pro Tournament Karate\warning.wav
- XML data:** Location XML data: [empty];
 - Create time XML data
 - Create category XML data
 - Create scoreboard XML data (score based)
 - Create scoreboard XML data (timer based)
- Remove:** Match data, Contenders, Categories, Backups
- Recovery:** Restore contenders
- Buttons:** Save, Close

- Enter the location of the folder for the tournament data (as created)
- Enter the location of the schematics data
- Select the sounds which are available in the installation directory
- Save setup
- Close setup.
- For further options see the full manual

Quick setup

3- Match data

- Start category (you must be logged in)
- Add new categories (they must have a number)
- You do not have to fill out the field, sequence and time management part. See for use of that the complete manual.
- After adding close this screen

Category list

Ref.nr	Nr.	Description	Hour	Minit	Field	Matc...	Setu...	Seq...	Syste...	Fixed ...
100000	20	Jongens Categorie 2 -30KG	13	30	3	3	10	01	Flags	N
100001	21	Meisjes Categorie 2 -40KG	13	30	2	3	10	02	Flags	N
100002	22	Jongens Categorie 2 +30KG	13	30	1	3	10	03	Flags	N
100003	31	Meisjes categorie 3 -47KG	14	3	1	3	10	04	Flags	N
100004	30	Jongens categorie 3 -34KG	13	44	2	3	10	05	Flags	N
100005	32	Jongens categorie 3 +34kg	14	0	3	3	10	06	Flags	N
100006	40	Jongens categorie 4 -46kg								N
100007	41	Meisjes categorie 4 -44kg								N
100008	42	Jongens categorie 4 +46kg								N
100009	43	Meisjes categorie 4 +44kg								N
100010	50	Jongens categorie 5 -63kg								N
100011	51	Meisjes categorie 5 -69KG								N
100012	52	Jongens categorie 5 +63kg								N

Add

Lines 13

Filter

Add category

Nr. 53 100013

Description

Field Sequence

Time management

Match duration Min. Starting time : Hour Min.

Setup/break time Min. Fixed time

System

Flags points

Close Add

- Start contenders (you must be logged in)
- Add new contenders and assign them to a category (the contender must have start numbers)

Contender list

Ref.nr.	Nr.	Name	Club	Lenght	Weight	Age	Grade	Gender	Category
100039	25	Jaimy Vos	Budosporten Elhatri	0	52	8-2-1999	geel	M	40 - Jongens 12-1...
100040	23	Bilal Gafoer	Budosporten Elhatri	0	44	15-4-2003	geel	M	30 - Jongens 10-1...
100041	22	Marwan Aknouz	Budosporten Elhatri	0	44	1-9-2002	geel	M	30 - Jongens 10-1...
100042	21	Mehmet Ali	Budosporten Elhatri	0	44	3-11-2004	wit	M	20 - Jongens 8-9jr...
100043	20	Furkan Altinok	Budosporten Elhatri	0	44	8-12-2002	geel	M	30 - Jongens 10-1...
100044	19	Halim Altinok	Budosporten Elhatri	0	44	8-12-2002	geel	M	20 - Jongens 8-9jr...
100045	18	Renske Voets	Budosporten Elhatri	145				F	45 - Meisjes 12-15j...
100046	17	Celina Malyar	Budosporten Elhatri	0				F	35 - Meisjes 10-11j...
100047	16	Elisa Roos	Budosporten Elhatri	0				F	35 - Meisjes 10-11j...
100048	15	Pablo Krott	Budosporten Elhatri	130				M	20 - Jongens 8-9jr...
100049	14	Onno Landman	Budosporten Elhatri	0				M	15 - Meisjes 6-9jr. ...
100050	13	Igo Minnaar	Budosporten Elhatri	134				M	15 - Meisjes 6-9jr. ...
100051	12	Amin Rachid	Budo Lifestyle	144				M	31 - Jongens 10-1...
100052	113	Luc Heijkant	Van Gils Sport en Fit...	140				M	30 - Jongens 10-1...
100053	112	Davut Baysan	Van Gils Sport en Fit...	152				M	30 - Jongens 10-1...
100054	111	Colin Melis	Van Gils Sport en Fit...	0				M	15 - Meisjes 6-9jr. ...
100055	110	Jeremy Melis	Van Gils Sport en Fit...	144				M	20 - Jongens 8-9jr...
100056	11	Yousri Rachid	Budo Lifestyle	156				M	45 - Meisjes 12-15j...
100057	109	Miquel Mostert	Van Gils Sport en Fit...	140				M	20 - Jongens 8-9jr....
100058	108	Axl Mostert	Van Gils Sport en Fit...	140				M	30 - Jongens 10-1...
100059	107	Lindy Nijhuis	Van Gils Sport en Fit...	0				F	31 - Jongens 10-1...
100060	106	Tiana Kivits	Van Gils Sport en Fit...	153				F	31 - Jongens 10-1...
100061	105	Claudio Pauwels	Kyokan Martial Arts	137				M	45 - Meisjes 12-15j...
100062	104	Nick Soetmulder	Kyokan Martial Arts	165				M	45 - Meisjes 12-15j...
100063	103	Manal Chmourk	Kuro-Obi Weert	135				F	25 - Meisjes 8-9jr. ...
100064	102	Ananya Verspeek	Kuro-Obi Weert	139				F	21 - Jongens 8-9jr....
100065	101	Haitam Hajji	Kuro-Obi Weert	133				M	20 - Jongens 8-9jr....
100066	10	Yousra Rachid	Budo Lifestyle	151				F	45 - Meisjes 12-15j...

Add

Lines 67

Filter

Start

Place contenders

Import

Export

Close

Change contender

Remove contender

Add contender

Contender not available

Reload

Update categories

Swap contenders

Show selected

Hide Selected

Don't sort

Import list

Export to csv file

Export to excel

Close screen

Quick setup

The screenshot shows a 'Change contender' form with the following fields and values:

- Nr.: 103
- Ref.nr.: 100041
- Name: Adam Sherzad
- Club: Karate team Utrecht
- Length: 135
- Weight: 30
- Age: 10
- Grade: wit (with an 'Edit' button next to it)
- Gender: M (selected), F, T
- Category: 30 - Jongens categorie 3 -34KG (selected in a list)

The category list includes the following options:

- 30 - Jongens categorie 3 -34KG
- 32 - Jongens categorie 3 +34kg
- 40 - Jongens categorie 4 -46kg
- 41 - Meisjes categorie 4 -44kg
- 42 - Jongens categorie 4 +46kg
- 43 - Meisjes categorie 4 +44kg
- 50 - Jongens categorie 5 -63kg
- 51 - Meisjes categorie 5 -69KG

- You are able to set the grades as you like by pressing the edit button. Double clicking the grade makes it editable. By pressing change you can save it into the list. You can also add or delete grades.

The screenshot shows the 'Edit grades' dialog box with the following elements:

- Header: Edit grades
- Input field: An empty text box for entering a new grade.
- Grade list: A list of grades: white, yellow, orange, green, blue, brown, black.
- Buttons: Add, Change, Delete, and Close.

- Close the contender screen after adding the contenders.
You can also import the contender and category data (see the complete manual)

Quick setup

4- Matches.

- Start the matches flag system (flags)
- Enter the category number you want to load.
- Click on the tab match data to see all the matches

Match flag system

Cat. nr. Scoreboard
 Kumite Kata
 Shobu Generic

Contenders Match data Schematics Poule A Schematics Poule B

Nr.	Name	Club	Lenght	Weight	Age
24	Emrullah Aslan	Budosporten Elhatri	154	37	9-12-2002
59	Raven Nouwt	Karate Moerdijk	140	28	4-10-2004
70	Floris Sujecki	Karate Team Utrecht	144	32	18-6-2004
87	Sebastiaan van Teef...	Kenamius	145	35	6-7-2004
89	Karim Dakhlaoui	Ken...			9-4-2004
90	Sam van Rutten	Ken...			25-9-2003
91	Ayman Bada	Ken...			11-3-2003
128	Nico Krijwda	Spo...			20-9-2003
141	Denis Dimitrov	Kara...			8-7-2003
143	Walid Hatrouf	Kara...			16-8-2004

Start Kata WKF
 Start Kumite WKF
 Start Kumite Shobu
 Start Kumite Generic
 Change contender
 Remove contender
 Add contender
 Swap contenders
 Change contender status
 Set podium
 Close

Number of contenders: 10 Double elimination Number of matches: 16

Match flag system

Cat. nr. Scoreboard
 Kumite Kata
 Shobu Generic

Contenders Match data Schematics Poule A Schematics Poule B

Matc...	R-Sc...	Red	W	R-Sc...	B-Sc...	Blue	W	B
01	P1	24 Emrullah Aslan			P2	59 Raven Nouwt		
02	P9	141 Denis Dimitr...			P10	143 Walid Hatrouf		
03	W1				P3	70 Floris Sujecki		
04	P4	87 Sebastia...				89 Karim Dakhla...		
05	P6	90 Sam van I				91 Ayman Bada		
06	P8	128 Nico Krij						
07	W3							
08	W5							
09	L1							
10	L5							
11	W9							
12	L6							
13	W11							
14	W12							
15	W13							
16	W7							

Swap contenders
 Add contender
 Edit line
 Recalculate rematches
 Clear selected
 Reset all match data
 Set podium
 Export to excel

Number of contenders: 10 Double elimination Number of matches: 16

Quick setup

- Choose the type of scoreboard you would like to use by clicking it.



- Click start scoreboard.
- Click next match after each match has finished
- Run all matches.
- Click also next match as the final has finished.

For a new category, just load it and start again.

For further information and many more options and user screens, please see the full manual.

Quick setup

Appendix: Solving admin problems

N-Pro wants to write information in its installation directory. In windows 7, 8, 10 and windows 11 it is no longer standard allowed to do this in the “program files (x86)” folder.

Instead Windows will write the data by default in:

C:\Users\“Your username”\AppData\Local\VirtualStore\Program Files (x86)\N-Pro Tournament Karate.

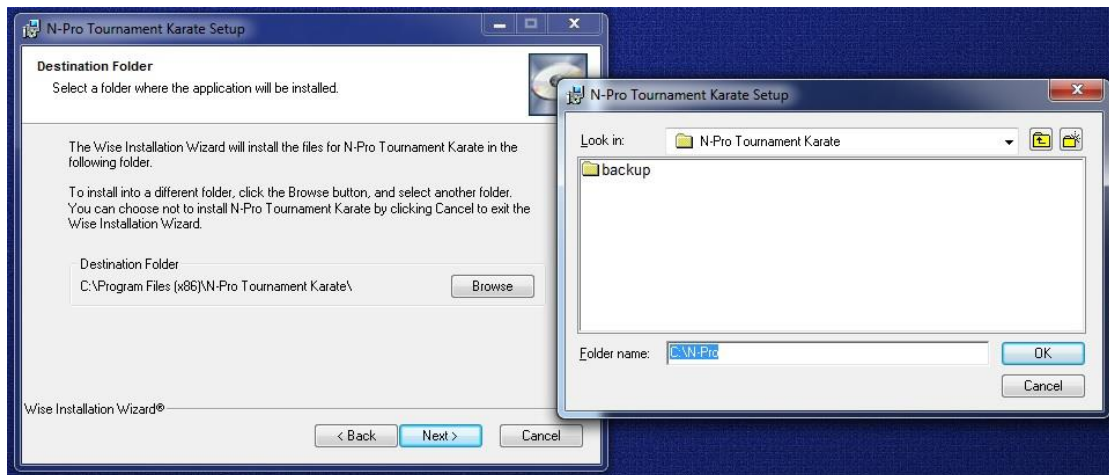
(AppData is standard a hidden folder)

This will work ok, but it is difficult if you want to access the data manually

This is how to solve it.

- 1- Uninstall the software.
- 2- Go to “c:\program files (86)” and completely remove the folder “N-Pro Tournament karate”
- 3- Re-install the software but choose a different folder to install the software. For example “c:\N-Pro” or whatever you like, as long it is not in the “program files (86)” folder.

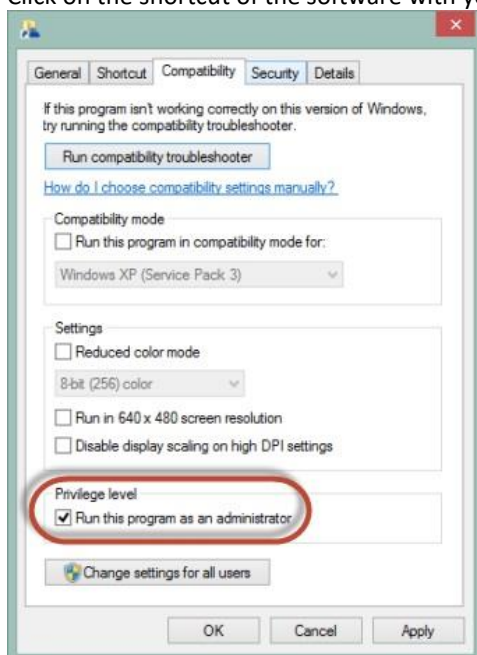
Then the software works fine.



When you absolutely want the software to be installed in “program files (86)”, we advise to run the software as administrator, so it will be able to write in its own installation folder.

This is how to do that:

Click on the shortcut of the software with your right mouse button and select properties.



Quick setup

In the compatibility tab you must check "Run this software as administrator". Close the screen and start the software. Now the software will be able to write in its own installation folder.